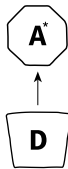
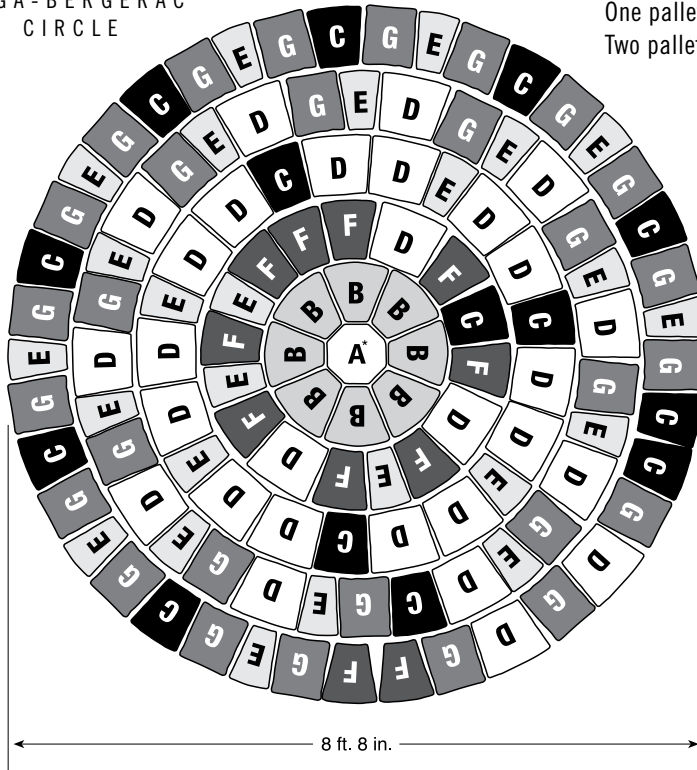


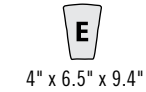
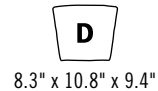
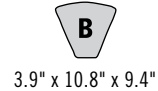
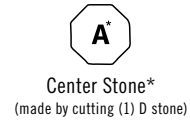
# MEGA-BERGERAC® CIRCLE

## MEGA-BERGERAC CIRCLE

One pallet can create one(1) circle 8 feet, 8 inches in diameter.  
Two pallets can create one (1) circle 12 feet, 6 inches in diameter.



\*The center starter stone (the "A" stone) is created by using a rectangle "D" stone and splitting the four (4) corners with a hammer and cold chisel (template available).




\* Template available.

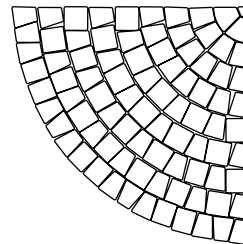


### Installation Guidelines

- 1) Start by marking out circles on the surface to be paved.
- 2) Determine the dimensions of each concentric circle, as well as the layout details.
- 3) Always lay pavers starting from the center.
- 4) For a semicircle or quarter circle, follow the same laying order.



Mega-Bergerac Circle  
Half Circle



Mega-Bergerac Circle  
Quarter Circle

Dimensions may vary.



BE PREPARED FOR COMPANY™