

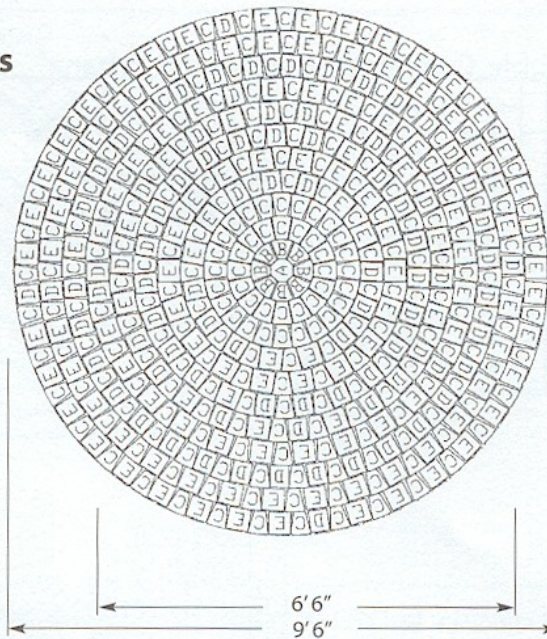
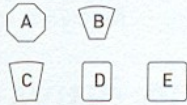
CIRCLE LAYING GUIDES

Bergerac Circle Layouts

To get a complete circle, be sure to follow the laying order illustrated at right.

Each pallet contains enough pavers for:

- 2 circles with a diameter of 6'6"
- or
- 1 circle with a diameter of 9'6"



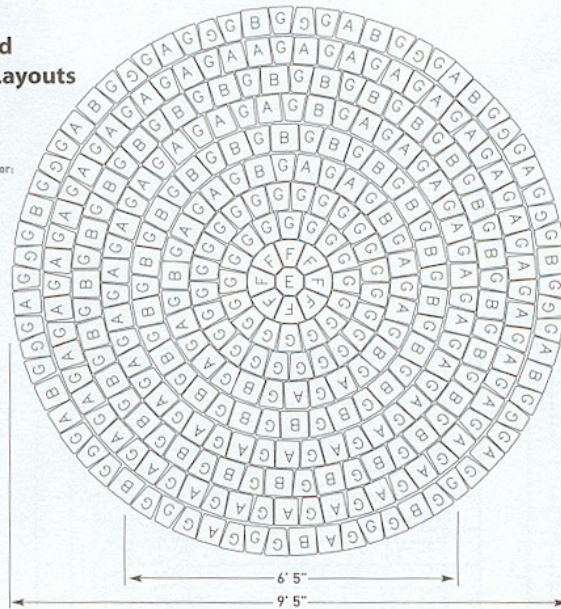
Cambridge Cobble and Dublin Cobble Circle Layouts

To get a complete circle, be sure to follow the laying order illustrated at right.

Each pallet contains enough pavers for:

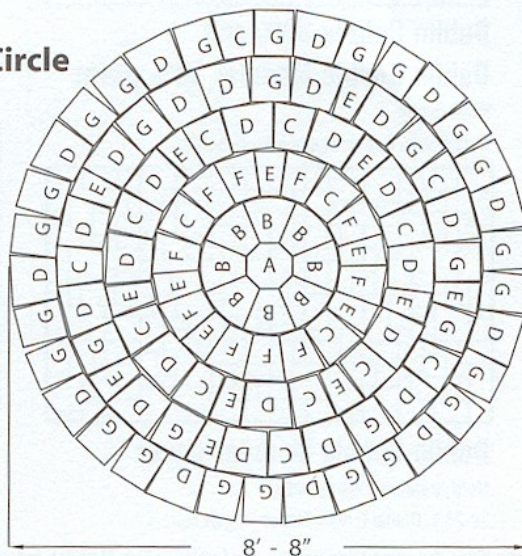
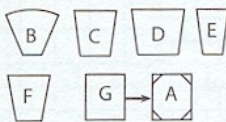
- 2 circles with diameter 6'5"
- or
- 1 circle with diameter 9'5"

Unit Sizes

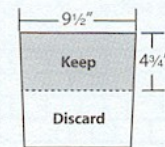


Mega-Bergerac® Circle Layout

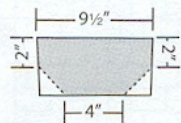
To get a complete circle, be sure to follow the laying order illustrated at right.



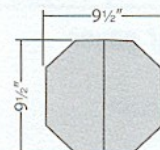
How to create a tighter fitting Center Stone



1. Cut two "G" Units in half (as shown to the left)



2. Cut the corners off of the two units (as shown to the left)



3. Join the two units together to form the center.

*All measurements are nominal

HOLLAND STONE LAYING GUIDES



Holland Stone 100%
- parquet motif



Holland Stone 100% -
45° herringbone motif



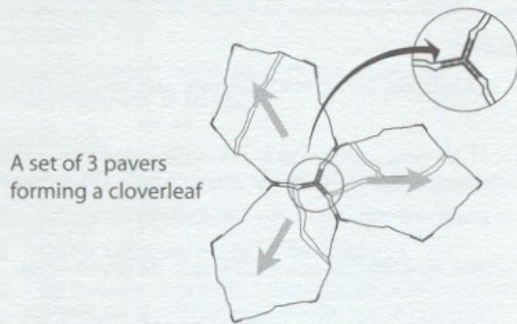
Holland Stone 100% -
herringbone motif



Holland Stone 100% -
runner motif

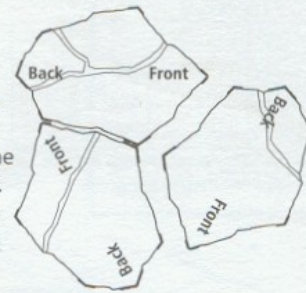
ARBEL LAYING GUIDE

Before you start familiarize yourself with the Arbel pavers, begin by placing 3 pavers together to form a cloverleaf.



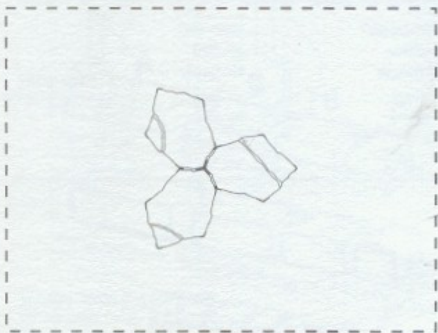
A set of 3 pavers
forming a cloverleaf

To make the installation
easier, the front of the
paver should point to the
back of the other paver.



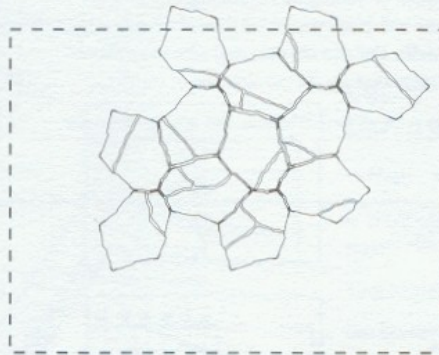
Step 1

Begin by laying 3 pavers at the center of the surface to be covered.



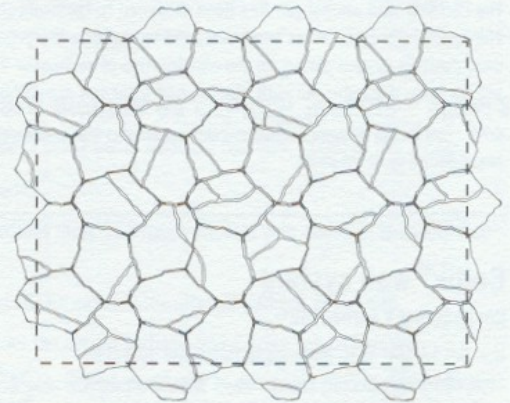
Step 2

Add more sets of cloverleaves to fill in the surface to be covered.



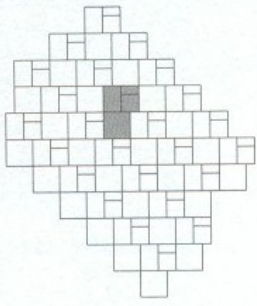
Step 3

Complete the balance of the surface to be covered with single pavers.

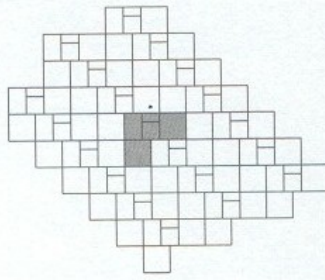


PAVING STONE LAYING GUIDES

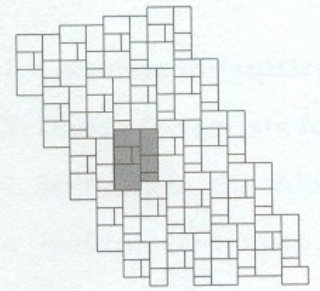
Mega-Bergerac®, Dublin Cobble, Cambridge Cobble and Urbana®



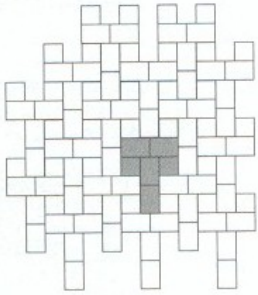
Guide B: 22% Lg Rect,
15% Sm Sq, 8% Sm Rect,
58% Lg Sq



Guide C: 5% Lg Rect,
14% Sm Sq, 10% Sm
Rect, 74% Lg Sq




Guide D: 30% Lg Rect,
20% Sm Sq, 10% Sm
Rect, 40% Lg Sq



Guide E: 75% Lg Rect,
25% Sm Sq


Note: Guide does not work with Urbana®



Dublin Cobble Modular paver

Motif in random laying pattern

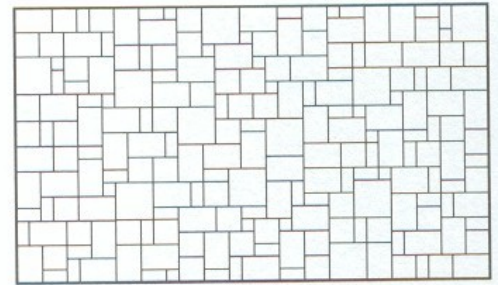
0% Dublin Cobble Modular large square



Dublin Cobble 50% and Dublin Cobble Modular 50% paver

Motif runner


Curb Dublin Cobble Modular large square



Dublin Cobble Modular paver

Motif in random laying pattern


10-15% Dublin Cobble Modular large square



Dublin Cobble Modular paver

Motif in runner


Curb Dublin Cobble Modular large square



Dublin Cobble Modular paver

Motif in random laying pattern

20-25% Dublin Cobble Modular large square



Dublin Cobble Modular paver

Motif in runner

Curb and insertion Dublin Cobble Modular large square

Note: Mega-Bergerac gives the same bond patterns as Dublin Cobble Modular, but on a larger scale.

Cambridge Cobble™ Fan

Application

Belgard Pavements can be used as fans or circles for driveways, patios, sidewalks, terraces and pool decks.

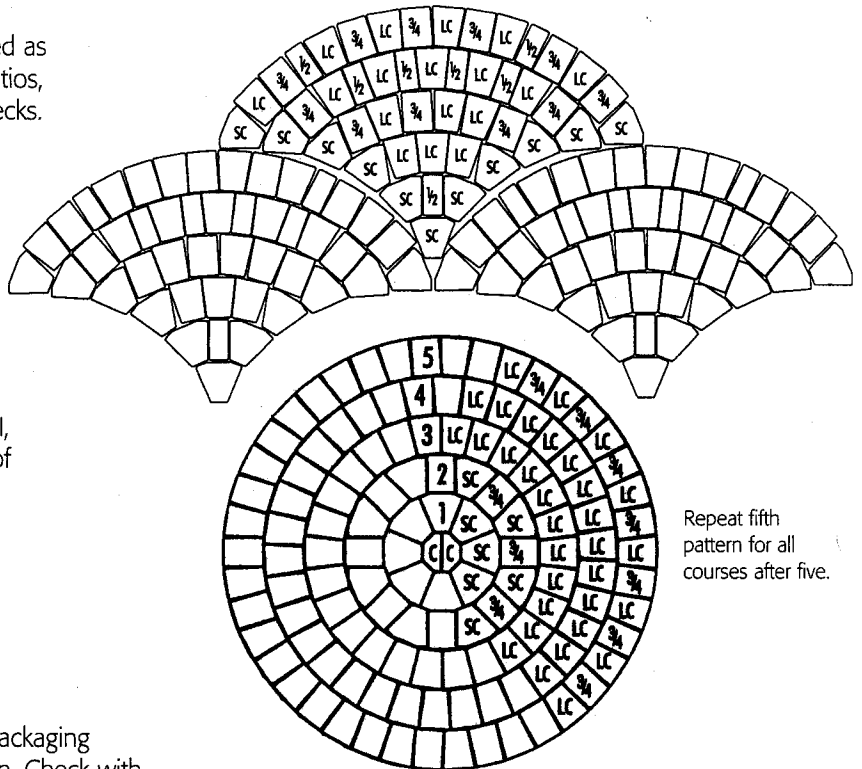
Composition and Manufacture

Belgard units are made from a "no-slump" concrete mix. Make under extreme pressure and high frequency vibrations, units have a compressive strength greater than 8,000 PSI, a water absorption maximum of 5 percent and will meet or exceed ASTM C-936 and freeze-thaw testing per section 8 of ASTM C-67.

Shapes & Packaging

The availability of shapes and packaging configuration may vary by region. Check with your Authorized Belgard Dealer for availability.

Dimensions are nominal installed.



Repeat fifth pattern for all courses after five.

Dimensions



C Center Stone 3" x 6"



1/2 Half Stone 3" x 6"



3/4 3/4 Stone 4-1/2" x 6"



LC Large Circle Stone 5" x 6"



SC Small Circle Stone 7" x 6"

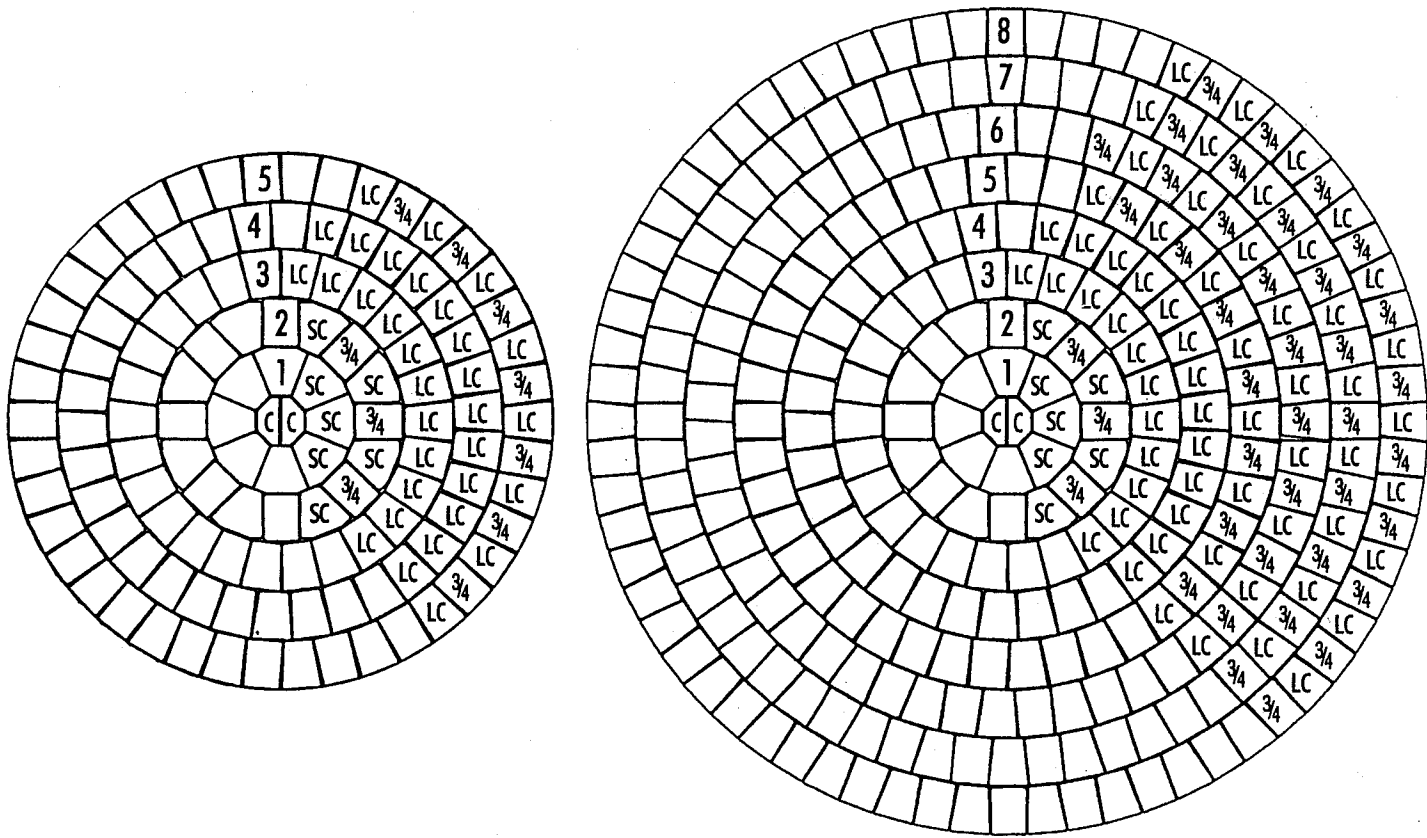


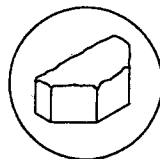
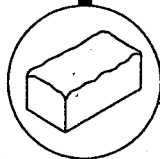
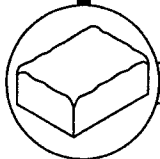
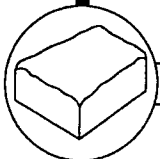
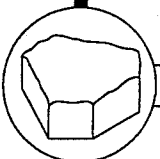
BELGARD®

Walls & Floors for Your Outdoors™

www.belgardhardscapes.com

CAMBRIDGE COBBLE™ CIRCLE



	CODE	NAME	NOMINAL SIZE	PCS./CUBE	PCS./8'-6" CIR.	PCS./ (2) 5'-6" CIR.
	C	Center Stone	3" x 6"	20	2	4
	1/2	Half Stone	3" x 6"	100	0	0
	3/4	3/4 Stone	4 1/2" x 6"	120	118	58
	LC	Large Circle Stone	5" x 6"	180	171	162
	SC	Small Circle Stone	7" x 6"	120	16	32

Note:

Circle/Fan package sold in full cube only.

Cube Size: 96 sq. ft.

One 8'-6" Circle: 57 sq. ft.

Surplus: 39 sq. ft.

Cube Size: 96 sq. ft.

Two 5'-6" Circles: 52 sq. ft.

Surplus: 44 sq. ft.

10 Layers per cube

One 8'-6" Circle per cube

or

Two 5'-6" Circles per cube